



PRUNING CREPE MYRTLES

Crepe Myrtles develop through time into trees of spectacular year round interest. Through proper pruning, you can help the development and enhance the beauty. By removing weak and dead branches you will encourage graceful, vigorous growth. A Crepe Myrtle that has not received proper pruning will result in small blooms that compete with one another for nutrients. With proper pruning the once tangled tree is now vigorous and strong. The individual blooms will be larger. If you have any questions, please ask a McDonald Garden Center Trees and Shrubs associate for more details.

The best time to prune Crepe Myrtles is during February or while they are dormant. Follow these tips for successful pruning:

- Remove branches that are obviously dead or dying
- Determine the main branches of the tree and prune interfering wood so that the main branches will show through.
- Remove any sucker growth around the base of the tree




1

Shrub before pruning. Remove all weak and dead branches.



2

Same shrub after removal of weak and interfering branches and with base sucker growth removed.



3

Final result: beautiful natural and distinctive form of plant retained. Vigorous growth and prolific and effective blooming

VA BEACH
1144 Independence Blvd.
757.464.5564

GREAT NECK
1276 N Great Neck Rd.
757.962.7596



PRUNING CREPE MYRTLES

Crepe Myrtles develop through time into trees of spectacular year round interest. Through proper pruning, you can help the development and enhance the beauty. By removing weak and dead branches you will encourage graceful, vigorous growth. A Crepe Myrtle that has not received proper pruning will result in small blooms that compete with one another for nutrients. With proper pruning the once tangled tree is now vigorous and strong. The individual blooms will be larger. If you have any questions, please ask a McDonald Garden Center Trees and Shrubs associate for more details.


The best time to prune Crepe Myrtles is during February or while they are dormant. Follow these tips for successful pruning:

- Remove branches that are obviously dead or dying
- Determine the main branches of the tree and prune interfering wood so that the main branches will show through.
- Remove any sucker growth around the base of the tree




1

Shrub before pruning. Remove all weak and dead branches.



2

Same shrub after removal of weak and interfering branches and with base sucker growth removed.



3

Final result: beautiful natural and distinctive form of plant retained. Vigorous growth and prolific and effective blooming

VA BEACH
1144 Independence Blvd.
757.464.5564

GREAT NECK
1276 N Great Neck Rd.
757.962.7596

